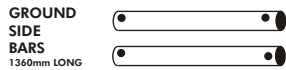
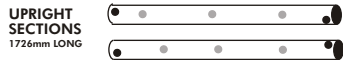
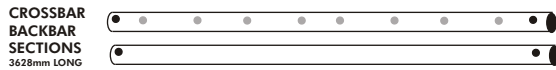


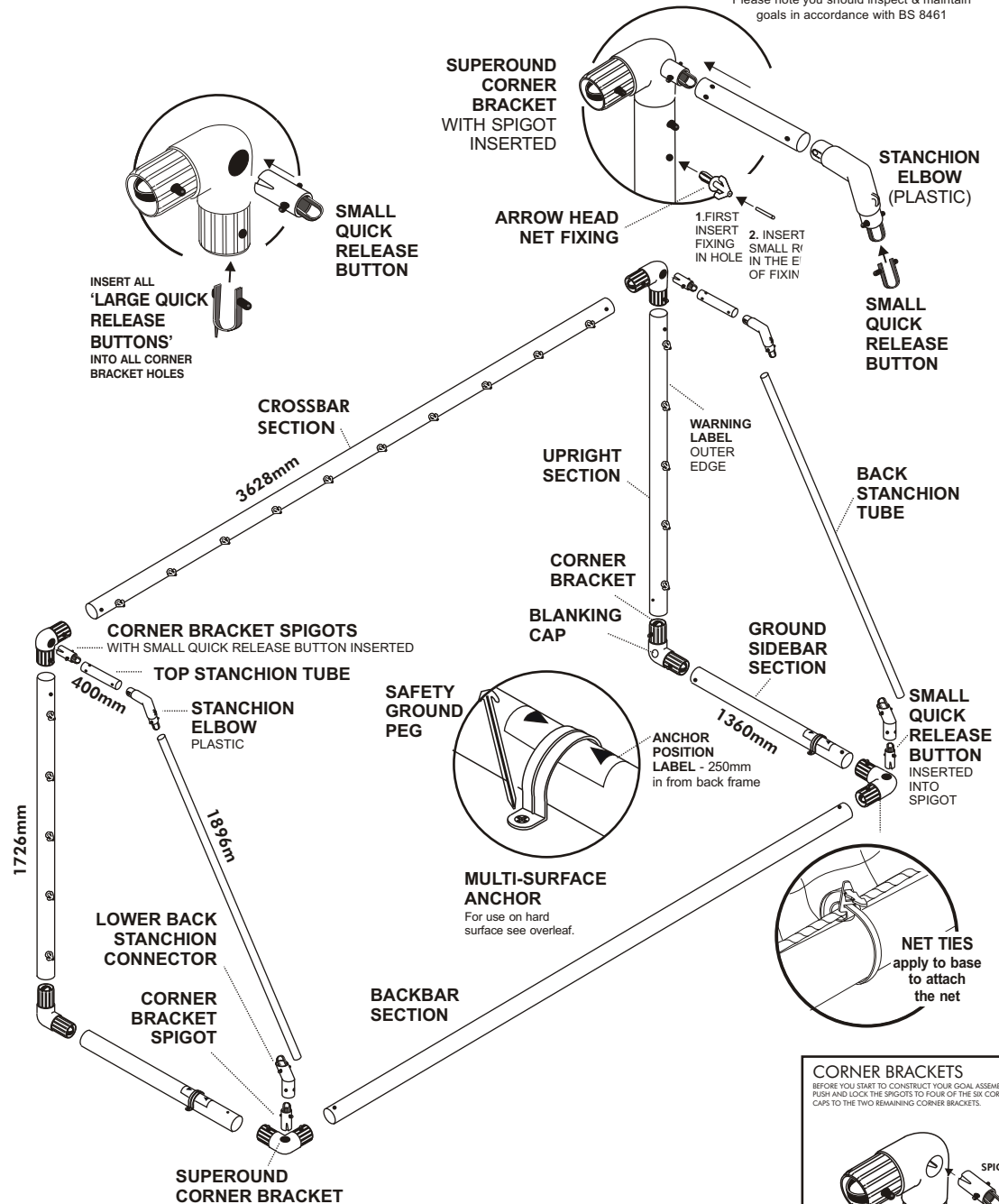

COMPONENTS

-  **6 X SUPEROUND CORNER BRACKET**
-  **4 X SPIGOT**
-  **2 X BLANKING CAP**
-  **2 X MULTI-SURFACE ANCHOR**
-  **4 X GROUND PEG**
-  **2 X PLASTIC STANCHION ELBOW**
-  **2 X LOWER BACK STANCHION CONNECTOR**
-  **12 X LARGE QUICK RELEASE BUTTON**
-  **8 X SMALL QUICK RELEASE BUTTON**
-  **30 X NET TIES**
-  **24 X ARROW HEAD NET FIXINGS**
- 1 X GOAL NET 12'X6'**
-  **1 X FITTING INSTRUCTIONS**
-  **1 X WARNING LABEL**
-  **4 X GOAL ANCHOR LABEL**

POST SECTIONS
68mm Diameter



STANCHION TUBES
40mm Diameter



CORNER BRACKETS
BEFORE YOU START TO CONSTRUCT YOUR GOAL ASSEMBLE YOUR CORNER BRACKETS AS SHOWN BELOW. PUSH AND LOCK THE SPIGOTS TO FOUR OF THE SIX CORNER BRACKETS. PUSH AND LOCK THE BLANKING CAPS TO THE TWO REMAINING CORNER BRACKETS.

